

Fall/Christmas 2016

New Music for Handbells and Handchimes

from

ringTrue 

Innovative music for successful ringing!

“ringTrue Handbell Music” offers innovative compositions that grant the wishes so often voiced by ringers and directors: Split-Level pieces for different levels of ringers; flexible formats for variable numbers; compatible scores for double choirs; scores in different keys and variable ranges; quick presentations for children; reproducible options; songs with ringing options; focused pedagogical pieces; belltree pieces; small ensembles...and more!

Kath Wissinger, composer/director/teacher/ringer, has over 90 compositions already in print. She writes inventive pieces for conferences and workshops, pedagogical pieces and songs for her students, challenging pieces for her adult ringers, and special projects and commissions. Thanks to “ringTrue Handbell Music” and Jeffers’ “In-house” printing, now she has the freedom to share these creative compositions with you: Eight categories of creative music for ringing: Chord Stories, Split-Level, Class ring, Celebrations, First String, little gems, Sing & Ring and TrueMusic.

You just need to decide – Which ones “ringTrue” for you?

ringTrue Category descriptions:

Chord Stories: Adorable Level Zero children’s presentations that work up quickly.

Folk tale and Bible story characters are represented by carefully assigned rung patterns and chords by 2 to 18 ringers on 2 or 3 octaves. Narration, complete instructions and set-up sheets are included – all materials are reproducible. Perfect for first ringing experiences.

Split-level: Level 2 music that includes specific Level 1 positions for beginning ringers.

Core positions for L2 ringers carry the melody and 8th note rhythms, while L1 positions play easier patterns. Some pieces are set in various keys, offering the L2 and L1 positions in different ranges – use the setting that best suits your needs.

Class ring: Concert-worthy music that also carefully teaches a skill - for all ringers!

Carefully constructed pieces focus on specific skills in range appropriate positions. Solid pedagogical principles guide the composition process, and specific exercises prepare your ringers to successfully ring each piece with ease.

Celebrations: Easy collections for concert, worship and outreach ringing

This first release, *Christmas Miniatures*, offers 5 favorite carols with no accidentals and no page turns – to make ringing without tables and pads possible in an outdoor, mobile or limited-space setting – like Salvation Army kettles.

First String: Belltree pieces using an octave more or less

Fascinated with belltrees? These lyric pieces stand alone as inspiring belltree solos - some offer options for duets and accompaniments.

little gems: Clever solos, duets, trios and ensembles in versatile settings


Cool Cats (Praise to the Lord) is the first in this series – a cheeky little trio which can also be played by more ringers. Four score settings are included in the folio: Individual-stave parts and complete grand staff scores – in both 2 and 3 octave ranges.

Sing & Ring: Vocal settings for children and adults with bells in accompaniment

Catchy children’s songs with a variety of optional bell accompaniments are now available. All score parts are reproducible

TrueMusic: Well-crafted concert and worship pieces

High-quality originals and arrangements directly from the composer to you – including commissions, pop and patriotic pieces, hymns and originals appropriate for worship, concert, festival.



DOWN BY THE RIVERSIDE

Your ringers and audience will love this upbeat spiritual that surprises with marts and claps in the final section! "Down by the Riverside" is offered in two different 2-octave versions: "A" is Level 2- and "B" is Level 1+, an important distinction in this case. Written for two similar groups with slightly different needs, each version engages ringers in a different way yet offers all a full ringing experience throughout the piece. "B" can be played with as few as 12 bells (6 ringers). "A" can be played with 6 ringers as well, if you have an adept



for Spectrum Youth Handbell Ensemble 2015-2016
Adam, Emily, Kelsie, Logan, Alex, Gretchen

Down by the Riverside - A

2 Octaves
Handbells Used: 25

Note: CDEF6 (+G6) can be a 4H position



Lively ♩ = 115

Traditional Spiritual
arr. Kathleen Wissinger (ASCAP)



Copyright © 2016 Kathleen Wissinger. All Rights Reserved. Printed in U.S.A.
Printed and distributed exclusively by Jeffers Handbell Supply www.HandbellWorld.com




Down by the Riverside - A - Wissinger



X = Clap

Down by the Riverside - A - Wissinger



Down by the Riverside - A - Wissinger

4iH ringer for C6 up. The bonus piece “A Joyful Day” is a class composition project by Kath’s 6th grade handbell class at Redeemer Classical School. The subtitle “Edakafad” is made up of the first initial of each student in the class. They created the melody and rhythms, decided on chord progressions and accompaniment patterns, demanded a section with mallets and loved playing “their” piece. Enjoy!!

2 Octaves
MRE3004AB

Level 1+
\$4.00 \$3.00

5

for RCS 5th grade 2015-2016
Alex, Liam, Wyatt, Mason, London, Jeremiah

Down by the Riverside - B

2 Octaves + opt. F4
Handbells Used: 6 ringers G4-D7 18/19, (2 octaves 23/24)

Lively ♩ = 115

Traditional Spiritual
arr. Kathleen Wissinger (ASCAP)

• = mallets

Copyright © 2016 Kathleen Wissinger. All Rights Reserved. Printed in U.S.A.
Printed and distributed exclusively by Jeffers Handbell Supply www.Handbellworld.com

Down by the Riverside - B - Wissinger

* Marts apply to all notes

Down by the Riverside - B - Wissinger

Down by the Riverside - B - Wissinger

A Bonus Piece!!

A Joyful Day

"Edakafad"

2 Octaves + opt. A6 and C4
Handbells Used: 17, (19)

⊗ = Mallet handles click, those who can

Lively!


Intro

RCS 6th grade 2014 (Ellie, Declan, Anna, Kelly, Abby, Forrest, Asher, David) and Mrs. Wissinger

Copyright © 2015 Kathleen Wissinger All Rights Reserved. Printed in U.S.A.
Printed and distributed exclusively by Jeffers Handbell Supply www.HandbellWorld.com

Bridge

A Joyful Day - Wissinger



CHRISTMAS MINIATURES A

“Handbells ringers are flexible!” This versatile collection of short Level 1 and 2 carols proves this point: easy, interesting carols using 10-14 bells that can be played in many configurations. The required range of 10 bells, D5-F6, allows 3, 4 or 5 ringers to play. Add more bells either above or below (and more ringers) depending on abilities and available range - up to B4-A6 (14 bells.) This simple collection is perfect for ringing “out there” at Salvation Army kettles, parade floats, home visits, Christmas tree lightings, candlelit cavern



Christmas Miniatures A

By Kathleen Wissinger
For 3, 4, 5, 6 or 7 ringers
Using 10, 11, 12, 13 or 14 bells

This flexible collection features 6 carols requiring no page turns and no accidentals (all bells are held in hand) – so no tables or pads are needed – allowing for performances at unusual venues indoors and out such as at Salvation Army kettles and Christmas tree lightings, during home visits, on a float in a parade, in candle-lit caverns, for historic home tours and for informal carol singing. *Some bells do need to be switched-out between songs for key changes.*

This collection of carols can be played with 10-14 bells in various ranges:

- D5 to F6 (the core range) – 5 ringers in “usual” positions with a space note in their left hand and a line note in their right - (or 3 or 4 ringers using 3IH or 4IH)

Add bells to top or bottom to expand range (fewer ringers may use 4IH)

- B4 to F6 (or A6) - for 6 (or 7) ringers, keeping space note in left hand
- C5 to F6 or G6 - for 6 ringers using 2 octaves (or 5 with 3IH on DEF6)
- B4 to G6 – full range for 2 octaves

Christmas Miniatures B (RE4001B) has similar settings with a possible range from 14-22 bells (2-3 oct.). While some settings are compatible with Christmas Miniatures A, not all pieces can be played together.

Happy Ringing!
Kath Wissinger

Celebrations Series

Go Tell It on the Mountain

D4-F6 plus optional B4, C5, G6, A6 (may be added singly)
Handbells Used 10-14

Copyright © 2015 Kathleen Wissinger. All Rights Reserved. Printed in U.S.A.
Printed and distributed exclusively by Jeffers Handbell Supply www.Handbellworld.com

Silent Night, Holy Night

D5-F6 plus optional Bb4, C5, G6, A6 (bells may be added singly)
Handbells Used: 10 to 14

Copyright © 2015 Kathleen Wissinger. All Rights Reserved. Printed in U.S.A.
Printed and distributed exclusively by Jeffers Handbell Supply www.Handbellworld.com

Silent Night - Wissinger



or historic home tours – and even for flash mobs – with no accidentals or page turns (some bells do need to be switched out between pieces for key changes.) This easy collection is also ideal for a quick work-up for worship or holiday programs. (RE4001B Christmas Miniatures B expands this range from 14-22 bells (core of G4-F6, expanding to C4-C7) with similar options and settings, though not all pieces are compatible.)

2 Octaves
MRE4001A

Level 1+
\$5.00 \$3.75

6 *Twas in the Moon of Wintertime*

D5-F6 plus optional Bb4, C5, G6, Ab6 (bells may be added singly)
Handbells Used: 10-14

trad. Canadian tune
arr. Kathleen Wissinger

Gently ♩ = 90

Copyright © 2015 Kathleen Wissinger All Rights Reserved. Printed in U.S.A.
Printed and distributed exclusively by Jeffers Handbell Supply www.Handbellworld.com

7 *Good King Wenceslas*

D5-F6 plus opt. Bb4, C5, G6, Ab6 (bells may be added singly)
Handbells Used: 10 - 14

English trad.
arr. Kathleen Wissinger

Lively

Copyright © 2015 Kathleen Wissinger All Rights Reserved. Printed in U.S.A.
Printed and distributed exclusively by Jeffers Handbell Supply www.Handbellworld.com

8 *Good King Wenceslas*

D5-F6 plus optional B4, C5, G6, Ab6 (bells may be added singly)
Handbells Used: 10 to 14

trad. English
arr. Kathleen Wissinger

Cheerily!

R

Good King Wenceslas - Wissinger

9 *We Wish You a Merry Christmas!*


D5-F6 plus optional B4, C5, G6, Ab6 (bells may be added singly)
Handbells Used: 10 to 14

trad. English
arr. Kathleen Wissinger

Cheerily!

DC al Fine

Copyright © 2015 Kathleen Wissinger All Rights Reserved. Printed in U.S.A.
Printed and distributed exclusively by Jeffers Handbell Supply www.Handbellworld.com



CHRISTMAS MINIATURES B

“Handbell ringers are flexible!” This versatile collection of short Level 1 and 2 carols proves this point: easy, interesting carols using 14-22 bells that can be played in many configurations. The required range of 14 bells, G4-F6, allows 5, 6 or 7 ringers to play. Add more bells either above or below (and more ringers) depending on abilities and available range - up to C4-C7 (22 bells.) This simple collection is perfect for ringing “out there” at Salvation Army kettles, parade floats, home visits, Christmas tree lightings, candlelit cavern



Celebrations Series

Christmas Miniatures B

By Kathleen Wissinger

For 5, 6, 7, 8, 9, 10 or 11 ringers
Using 14 to 22 bells or chimes

This flexible collection features 6 carols requiring no page turns and no accidentals (all bells are held in hand) - so no tables or pads are needed - allowing for performances at unusual venues indoors and out such as at Salvation Army kettles and Christmas tree lightings, during home visits, on a float in a parade, in candle-lit caverns, for historic home tours and for informal carol singing. *Some bells do need to be switched-out between songs for key changes.*

This collection of carols can be played with 14-22 bells in various ranges. For example:

- G4 to F6 (the core range) - 7 ringers in “usual” positions with a space note in their left hand and a line note in their right - (or 5 or 6 ringers using 3IH or 4IH from D5 up)

Add individual bells to top or bottom to expand range (fewer ringers may use 4IH)



- G4 to G6 - full 2 octaves for 8 ringers (or fewer using 4IH), keeping space note in left hand
- Add individual bells up to C7 as needed - or Shift all ringers down one bell for F4 to G6, and so on
- C4 to F6 - for 9 ringers using the 3 oct. bass bells, 2 bells each
- C4 to C7 - full range for 3 octaves - up to 11 ringers with 2 bells each

Note: Christmas Miniatures A (RE4001A) has similar settings with a possible range from 10-14 bells (for 3 to 7 ringers) in 2 octaves. While some settings are compatible with Christmas Miniatures B, not all pieces can be played together.

Happy Ringing!
Kath Wissinger


Go Tell It on the Mountain

G4-F6, optional C4-F4 and G6-C7 (bells may be added singly)
Handbells Used 14 to 22



Copyright © 2015 Kathleen Wissinger All Rights Reserved. Printed in U.S.A.
Printed and distributed exclusively by Jeffers Handbell Supply www.Handbellworld.com

Silent Night, Holy Night



Copyright © 2015 Kathleen Wissinger All Rights Reserved. Printed in U.S.A.
Printed and distributed exclusively by Jeffers Handbell Supply www.Handbellworld.com



Silent Night - Wissinger



or historic home tours – and even for flash mobs – with no accidentals or page turns (some bells do need to be switched out between pieces for key changes.) This easy collection is also ideal for a quick work-up for worship or holiday programs – and even for a beginning Handbell Festival. (RE4001A Christmas Miniatures A requires a smaller range from 10-14 bells (core of D5-F6, expanding to B4-A6) with similar options and settings, though not all pieces are compatible.)

2-3 Octaves
MRE4001B

Level 1+
\$5.00 \$3.75

5

'Twas in the Moon of Wintertime

G4-F6, optional C4-F4 and G6-C7 (bells may be added singly)
Handbells Used: 14 to 22

Opt.
* play notes within a multi-note parenthesis only if all bells are used

Gently ♩ = 90

Huron Carol
arr. Kathleen Wissinger

Copyright © 2015 Kathleen Wissinger All Rights Reserved. Printed in U.S.A.
Printed and distributed exclusively by Jeffers Handbell Supply www.HandbellWorld.com

20 21 22 23 24 6

25 26 27 28

29 30 31 32 33

34 35 36 37

38 39 40 41 42

Twas in the Moon - Wissinger

7

Good King Wenceslas

G4-F6, opt. C4-F4 and G6-C7 (bells may be added singly)
Handbells Used: 14 to 22 Bells

() Omit if not using all notes within ()

Brightly

trad.
arr. Kathleen Wissinger

Copyright © 2015 Kathleen Wissinger All Rights Reserved. Printed in U.S.A.
Printed and distributed exclusively by Jeffers Handbell Supply www.HandbellWorld.com

19 20 21 22

23 24 25 26

27 28 29 30 31

32 33 34 35 36

Good King Wenceslas - Wissinger

We Wish You a Merry Christmas!

G4-F6 with optional C4-F4 and G6-C7 (bells can be added singly)
Handbells Used: 14 to 22

opt.

() omit notes unless all bells in () are used

opt.

trad. English
arr. Kathleen Wissinger

Cheerily!

(SK last time)

Fine

1st time only

DC al Fine

Copyright © 2015 Kathleen Wissinger All Rights Reserved. Printed in U.S.A.
Printed and distributed exclusively by Jeffers Handbell Supply www.Handbellworld.com



THIS IS THE DAY

“This is the Day that the Lord has made. Rejoice and be glad in it. Be Glad!” Part of the “Sing & Ring” series from ringTrue Handbell Music, this cheery unison song is based on Psalm 118 and has options for piano accompaniment, easy guitar chords and/or chords rung on bells or chimes. Ringing options include chords cued by a leader, charted chords with rhythms or lyrics, and a fully-scored Level 1, 1-5 oct. handbell score. All scores are reproducible! Children and youth will enjoy providing their own accompaniment. With



This is the Day!

by Kathleen Wissinger

Unison anthem with piano, guitar and bell/chime accompaniment options.

Psalm 118, “This is the Day!” is a cheery anthem accessible to all singing groups. In piano accompaniment, simple guitar chords are included – as well as options for ringing on bells or chimes accompaniment. Geared for brand new ringers through competent Level 1 ringers, any or all of the accompaniment options may be used. Select the options that best suit your available groups (perhaps a different group or option for each section.) Feel free to add other instruments: Orff, tone chimes, percussion, belltree, solo instrument. The text may be reprinted in a bulletin if you wish.

The score options include:

- Unison song on a treble staff with guitar chords (Page 2)
- Full piano accompaniment, unison melody/lyrics and guitar chords (Pages 3-4)
- Level 1, 1-5 octave full-staff notated score (Pages 5-6) in usual handbell format for handbells or handchimes
- Chord letters charted with rhythms (Page 7) for a separate group to ring*
- Chord letters written above lyrics (Page 8) for singers to self-accompany themselves*
- Chord Chart (Page 9) to direct ringers in chord playing**

Suggestions for teaching chord ringing:

Assign 1 note to each ringer at first - for example: C5 to Ringer #1. By looking at the Chord Chart, Ringer #1 finds that “C” is rung with these Chords: C and Am. Therefore, every time either of these two chords shows up in the song, Ringer #1 will play his “C.” All ringers with Cs will do the same. Ringers with Ds will play in G and D chords. Ringers with a G will play in G, C and Em chords. Chords repeat on notes not marked.

- More advanced ringers can play two different notes, with random assignments or in their “regular” ringing positions.
- You can also teach them to identify the tonic note of the chord and to not play anything lower than the lowest tonic note available (for example: with 3 octaves, the D4 would not play in the G chord, so that G4 – the tonic note - would be the lowest note.)

*For ringers to play chords by letter, they need to understand which chords their particular notes are in. Encourage them to refer to the chord assignment reminders at the top of Pages 7 and 8.

**To direct chords from the chord chart, you must understand the chord progressions in the song as if you were playing guitar (or though you can put a copy of the song on the floor or a stand in front of you, your attention should be on the ringers.)

Facing your ringers with a larger copy of the Chord Chart in front of you, hold a hand at the top of the chart over the chord letter to be played, which prepares your ringers, and tap directly above the chord with a definite rhythmic motion that leads your ringers to play all their notes in the chord simultaneously. Anticipating the next chord to be played, hover your hand over that chord (to prepare your ringers to figure out which notes are involved) and then rhythmically tap above that chord for those ringers to play.

This is a very quick and effective way for novice ringers to feel confident ringing chords even before they can read notes. You’ll find they can play accompaniments for many songs – including “All Things Bright and Beautiful,” the bonus piece on Page 11.

This is the Day!

Psalm 118

(Play chords only on beats as noted)

Kathleen Wissinger, ASCAP

Kathleen Wissinger

Refrain (Intro 4 measures: 4/4 G - G D D, Em - Em C, G - Em C, D - C D)

4 meas. intro

1/2. This is the day that the Lord has made, re-joice and be glad in it. Be Glad!

This is the day that the Lord has made, re-joice and be glad to-day!

Verse

1. God who made the stars and sun to shine for all our days.
2. God stands by us faith-ful-ly; we face life with-out fear.

God, most Ho-ly “Three in One,” we lift our song in praise!
Songs of joy and vic-to-ry we sing for all to hear! (no last ref.)

Last refrain

3. This is the day that the Lord has made, re-joice and be glad in

it. Be Glad! This is the day that the Lord has made, re-joice and be glad to-

day! re-joice and be glad to-day!

Copyright © 2015 Kathleen Wissinger. All rights Reserved. Printed in U.S.A.
Printed and distributed exclusively by Jeffers Handbell Supply www.handbellworld.com
This page may be reproduced by original purchaser for practice and performance.

3

This is the Day!

Piano Accompaniment, opt. guitar chords

Kathleen Wissinger

Lively *mf*

1/2. This is the day that the Lord has made, re-joice and be glad in it. Be Glad!

This is the day that the Lord has made, re-joice and be glad to-day!

1. God who made the stars and sun to shine for all our days.
2. God stands by us faith-ful-ly; we face life with-out fear.

* Play chords only on beats written (Dsus is not used in rung chords, only D)

Copyright © 2015 Kathleen Wissinger. All Rights Reserved. Printed in U.S.A.
Printed and distributed exclusively by Jeffers Handbell Supply www.handbellworld.com
This score is reproducible by original purchaser for practice and performance.

mf God, most Ho-ly “Three in One,” we lift our song in praise!
mf Songs of joy and vic-to-ry we sing for all to hear!

3. This is the day that the Lord has made, re-joice and be glad in

it. Be Glad! This is the day that the Lord has made, re-joice and be glad to-

day! re-joice and be glad to-day!

This is the Day! Piano - Wissinger

options for brand-new ringers through competent Level 1 ringers, here's a chance to involve all of your groups in one presentation for worship or conference. Thanks to the catchy melody and words, "This is the Day!" will become a time-honored favorite. Suggestions for teaching and leading chord ringing are included. 33 measures. Key of G Major.

1-5 Octaves
MRE7001R

Unison/Children w/Piano & Guitar w/1-5 Oct HB or HC Level 1
\$18.00 \$13.50

5

This is the Day

Ring chord accompaniment
May be played with singing alone - or with piano

1, 2, 3, 4 or 5 Octaves
Handbells and/or Handchimes Used: up to 35

* All techniques are optional - chimes may substitute Vibato for Echo and Thumb Damp for Mart

Lively!

Kathleen Wissinger (ASCAP)

1 Intro 2 3 4

5 Refrain 6 7 8

9 10 11 12

Copyright © 2015 Kathleen Wissinger. All Rights Reserved. Printed in U.S.A.
Printed and distributed exclusively by Jeffers Handbell Supply www.Handbellworld.com
This score may be reproduced by original purchaser for practice and performance.

6

Verses 1 & 2 (Mm. 13-21 - optional on chimes)

13 14 15 16

17 18 19 20 21

22 Last refrain 23 24 25

** B3 and below may mallet or pluck

26 27 28 29

30 31 SK SK 32 33

This is the Day - Bell Score - Wissinger

7

This is the Day!

(Chorded chord accompaniment)

G D C Em Am
GBD DF#A CEG EGB ACE

Kathleen Wissinger

Refrain 6 D G 7 C D 8 G D

*4 m. intro

9 G 10 D G 11 C D 12 G

Verses 1 & 2

13 Em 14 D Em 15 C 16 D

17 G 18 D G 19 C 20 D 21 Am D

Last refrain

22 G 23 C D G 24 C D 25 G D

26 G 27 C D Em 28 C D 29 Em

30 C 31 C D 32 G 33 D G

Copyright © 2015 Kathleen Wissinger. All Rights Reserved. Printed in U.S.A.
Printed and distributed exclusively by Jeffers Handbell Supply www.Handbellworld.com
This page may be reproduced by original purchaser for practice and performance.

8

This is the Day!

by Kathleen Wissinger - Chords and Lyrics

G D C Em Am
GBD DF#A CEG EGB ACE

(Intro: 4/4 G - G D, Em - Em C, G - Em C, D - C D)

Refrain:

G G D G C D G Dsus D
This is the day that the Lord has made, rejoice and be glad in it. Be Glad!
G G D G C D G
This is the day that the Lord has made, rejoice and be glad today.

Verse 1:

Em Em D Em Em C D
God who made the stars and sun to shine for all our days,
G G D G C C D G Am D
God most holy "Three-in-One," we lift our song in praise!

Refrain:

G G D G C D G Dsus D
This is the day that the Lord has made, rejoice and be glad in it. Be Glad!
G G D G C D G
This is the day that the Lord has made, rejoice and be glad today.

Verse 2:

Em Em D Em Em C D
God stands by us faithfully; we face life without fear.
G G D G C C D Am D
Songs of joy and victory we sing for all to hear!

Last Refrain:

G G C D G C D G Dsus D
This is the day that the Lord has made, rejoice and be glad in it. Be Glad!
G C D Em C D Em
This is the day that the Lord has made, rejoice and be glad today.
C D G G#m D G
Rejoice and be glad today!

Note: Dsus may be played as just D

Copyright © 2015 Kathleen Wissinger. All Rights Reserved. Printed in U.S.A.
Printed and distributed exclusively by Jeffers Handbell Supply www.Handbellworld.com
This page may be reproduced by original purchaser for practice and performance.

Chords for "This is the Day"

G D C Em Am
 GBD DF#A CEG EGB ACE

You might wish to copy this chart onto a white board or foam board (about 2' x 3') and point to each chord as needed. Try standing with the poster in front of you (propped on a music stand) pointing to each chord over the top. A hand hovering over the chord and tapped lightly on top of the chord in rhythm works well.

All Things Bright and Beautiful (ROYAL OAK)

(Charted chord accompaniment) Uses same chords as "This is the Day!"

Chord Legend:
 G: G B D
 D: D F# A
 C: C E G
 Em: E G B
 Am: A C E

*17th cent. English melody
 arr. Kathleen Wissinger*

Refrain
 4/4: 5 G C 6 D 7 G Am 8 D G
 | : | : | : | : | : ||

Verse
 9 G 10 C 11 D 12 G D G
 | : | : | : | : | : | : | : ||


13 G Em 14 Am D 15 G D 16 G C D
 | : | : | : | : | : | : | : || *back to Refrain*

Last verse
 17 G 18 C 19 D 20 G D G
 | : | : | : | : | : | : | : ||

21 G Em 22 Am D 23 G D 24 G C D
 | : | : | : | : | : | : | : ||

Last refrain
 25 G C 26 D G 27 Am D 28 G
 | : | : | : | : | : | : | : ||

Copyright © 2015 Kathleen Wissinger All Rights Reserved. Printed in U.S.A.
 Printed and distributed exclusively by Jeffers Handbell Supply www.Handbellworld.com
 This page may be reproduced by original purchaser for practice and performance



SHIP OF THE DESERT

This intriguing new children's anthem is all about the camels that the Wise Men will ride. Slow and plodding with an irregular meter that feels very natural, "Ship of the Desert" draws images of readying the camels for a journey (packing water bags and provisions) and of a camel's unique physical attributes to deal with the harsh desert environ.....the tagline: "Ship of the desert on seas made of sand." To highlight the piece, camel bells and a very simple 8-bell or chime ringing part (C5 to D6) showcase 4 or more ringers - taught



Ship of the Desert

By Kathleen Wissinger (ASCAP)

"Ship of the Desert" is a song about the Wise Men and their search for the Christ Child - but with a decidedly different slant. Caravans are a messy, plodding, complicated, jangly event even for Wise Men, and when I happened upon a rough little set of camel bells in an antique store, this song's inspiration was born. Being teacher and naturalist at heart, I enjoy writing songs that share new insights as well as catchy melodies - and camels are very interesting with their adaptations for desert living.

I taught this song completely by rote to my 1st graders. They had no trouble with the irregular meter (the clapping actually helps!) Then I taught the ringing part to my 2nd graders by rote as well: 4 ringers can handle this part very easily, since each assignment makes sense. Three ringers play the fifth intervals: "F5 and C6", "Db5 and Ab5" and "C5 and G5." Ringer #4 plays "D6 and Db6." All play enough to keep them interested. Ringer #4 with the Ds learns to play the right hand or left hand note when pointed to. The others play both their notes at the same time (except when Ringer #1 plays only the F5, as in M. 13 and 14). You could spread these assignments out for more ringers; I suggest you pair them together so their parts still work together.

For more experienced ringers, you can, of course, have them read and ring directly from the bell score.

To perform this song with only ringing bells/chimes and camel bells, simply omit the 4 measures introduction each time. Or you might want to use the Coda as your introduction and as an interlude between each verse.

Feel free to adapt this piece to your group - add Orff or percussion, double ringing positions and add another octave.

With my best wishes,
Kath Wissinger

Ship of the Desert

2

Kathleen Wissinger Unison Voice Kathleen Wissinger (ASCAP)
(4 measures introduction each time)... "X" = Clap

Stanza 5 6 7

mf 1.Out in the de- sert, hot sun and sand-dune, dry, dust- y winds blow- ing
2.Nos-trils that close a - gainst dust - y winds,long eye- lash- es fil - ter the
3.Star in the east that be - ccons us on - ward, how shall we tra - vel and

8 9 10

rip - ples of sand. Fill skins with wa - ter, ma - ny pro - vi - sions,
sand - storms that blow, Wide pad - ded feet walk o - ver the soft sand,
what should we bring? Frank - in - cense, gold and myrhh packed in box - es,

11 12 13 Refrain

ca - ra - van rea - dy to cross the dry land. (1,2,3)Hey! The ca - mel
hump made of fat when pro - vi - sions are low.
Wise men on ca - mels with gifts for the King. (4)Hey! The ca - mel.

14 15 16

Ho! The ca - mel, X X Ship of the de - sert on seas made of sand.
Ho! The ca - mel X X How shall we tra - vel and what should we bring?

17 18 19

Hey! The ca - mel. Ho! The ca - mel, X X Ship of the de - sert that
Hey! The ca - mel. Ho! The ca - mel, X X Wise men on ca - mels with

20 21 Coda 22

sails on dry land. * *rit.*
gifts for the King. Wise men on ca - mels with gifts for the King.

*Return to measure 13 for Refrain 4. last time only

Copyright © 2015 Kathleen Wissinger All Rights Reserved. Printed in U.S.A.
Printed and distributed exclusively by Jeffers Handbell Supply www.Handbellworld.com
This score may be reproduced by original purchaser for practice and performance.

3

Ship of the Desert

With optional Camel Bells and 2 oct. (8) handbells or handchimes

Note: Vocal and Handbell parts may be taught by rote.

3:30

Slow and plodding (♩ = c. 124)

Kathleen Wissinger, ASCAP

Intro. 1 2 3 4

mf (Camel bells ad lib. Mm. 1-4, Handbells/Chimes tacer)

Stanza 5 6 7 8

1.Out in the de- sert, hot sun and sand-dune, dry, dust- y winds blow- ing rip - ples of sand.
2.Nos-trils that close a - gainst dust - y winds,long eye- lash- es fil - ter the sand-storms that blow,
3.Star in the east that be - ccons us on - ward, how shall we tra - vel and what should we bring?

Handbells or Chimes

9 10 11 12

Fill skins with wa - ter, ma - ny pro - vi - sions, ca - ra - van rea - dy to cross the dry land.
Wide pad - ded feet walk o - ver the soft sand, hump made of fat when pro - vi - sions are low.
Frank - in - cense, gold and myrhh packed in box - es. Wise men on ca - mels with gifts for the King.

Copyright © 2015 Kathleen Wissinger All Rights Reserved. Printed in U.S.A.
Printed and distributed exclusively by Jeffers Handbell Supply www.Handbellworld.com
This score may be reproduced by original purchaser for practice and performance.

Ship of the Desert

4

Refrain 13 CB 14 CB 15

(1,2,3)Hey! The ca - mel Ho! The ca - mel, X X Ship of the de - sert on
(4)Hey! The ca - mel. Ho! The ca - mel X X How shall we tra - vel and

(Repeat Mm.13-end after 3rd refrain)

16 17 CB 18 CB

seas made of sand. Hey! The ca - mel. Ho! The ca - mel, X X
what should we bring? Hey! The ca - mel. Ho! The ca - mel, X X

19 20 21 Coda 22 CB

Ship of the de - sert that sails on dry land. *rit.*
Wise men on ca - mels with gifts for the King. (Repeat last time only to M.13, Refrain 4.)
Wise men on ca - mels with gifts for the King. Wise men on camels with gifts for the King.

** - Clap, clap CB - Camel bells, gentle shakes for 2 beats

Copyright © 2015 Kathleen Wissinger All Rights Reserved. Printed in U.S.A.
Printed and distributed exclusively by Jeffers Handbell Supply www.Handbellworld.com
This score may be reproduced by original purchaser for practice and performance.

by rote or using the included bell score. A fully notated piano/director score is included (piano part is optional), as well as a lyric sheet and a unison vocal part – all are reproducible as needed for practice and performance. This piece is part of the “Sing and Ring Series” from ringTrue Handbell Music, offering innovative handbell music in eight categories for successful ringing.

2 Octaves
MRE7002R

Children’s Anthem w/Opt HB & HC

Level 1
~~\$18.00~~ \$13.50

5

Ship of the Desert

Handbell/Chime + Camel Bells part
Teachable by rote

2 Octaves
Handbells Used: 8

Suggested rote assignments: Ringer 1 F5-C6,
Ringer 2, D6-D6, Ringer 3 C5-G5
and Ringer 4 D6-A6

CB=Camel Bells, gentle shakes for 2 beats

Kathleen Wissinger (ASCAP)

Intro *CB freely Mm. 1-4*

Stanza 1,2,3

Refrain

Coda

*Repeat 3 times to M.1
Last time jump to M.13 and play to end.

rit.

Copyright © 2015 Kathleen Wissinger. All Rights Reserved. Printed in U.S.A.
Printed and distributed exclusively by Jeffers Handbell Supply www.HandbellWorld.com
This score may be reproduced by original purchaser for practice and performance.

6

Ship of the Desert

Kathleen Wissinger (ASCAP)

X = Clap

Verses

Verses 1
Out in the desert, hot sun and sand dune,
Dry, dusty winds blowing ripples of sand.
Fill skins with water, many provisions,
Caravan ready to cross the dry land.

Refrain
Hey! The camel, Ho! The camel, X X
Ship of the desert on seas made of sand.
Hey! The camel, Ho! The camel, X X
Ship of the desert that sails on dry land.

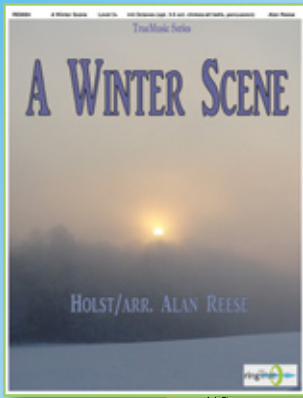
Verses 2
Nostrils that close against dusty winds,
Long eyelashes filter the sandstorms that blow,
Wide padded feet walk over the soft sand,
Hump made of fat when provisions are low.

Refrain
Hey! The camel, Ho! The camel, X X
Ship of the desert on seas made of sand.
Hey! The camel, Ho! The camel, X X
Ship of the desert that sails on dry land.

Verses 3
Star in the east that beckons us onward,
How shall we travel and what should we bring?
Frankincense, gold and myrrh packed in boxes,
Wise men on camels with gifts for the King.

Refrain
Hey! The camel, Ho! The camel, X X
Ship of the desert on seas made of sand.
Hey! The camel, Ho! The camel, X X
Ship of the desert that sails on dry land.
Hey! The camel, Ho! The camel, X X
How shall we travel and what should we bring?
Hey! The camel, Ho! The camel, X X
Wise men on camels with gifts for the King.
Wise men on camels with gifts for the King.

Copyright © 2015 Kathleen Wissinger. All Rights Reserved. Printed in U.S.A.
Printed and distributed exclusively by Jeffers Handbell Supply www.HandbellWorld.com
This page may be reproduced by original purchaser for practice and performance.



A WINTER SCENE

"A Winter Scene" is based on the Gustav Holst tune CRANHAM and Christina Rossetti's poem "In the Bleak Midwinter" - beginning as an impressionistic and literal presentation of the poem's first stanza: yearning for the Savior to be born. This lovely, gentle piece finishes in a major key in celebration of the prophecy fulfilled. Orchestrated for 4-6 octaves handbells with many optional instruments: 3 oct. handchimes, 3 oct. Petit & Fritsen or Whitechapel bells (3 octaves) and optional percussion (gong, windchimes, suspended cymbal),



To my wife Lois, for her unending support and encouragement

A Winter Scene

for 4-6 octaves handbells with optional Handchimes (3 octaves), Petit & Fritsen or Whitechapel bells (3 octaves) and optional percussion (gong, windchimes and suspended cymbal)

Handbells

Handchimes
Petit and Fritsen (or Whitechapel)

4 octave choirs omit notes in ()
5 and 6 octave choirs omit notes in []
Performance time: 5:15

Freely, Dramatically

In tempo $\text{♩} = 60$
ALAN REESE (ASCAP)
Based on "Cranham" by Gustav Holst

Copyright © 2015 Alan Reese All rights reserved. Printed in U.S.A.
Printed and distributed exclusively by Jeffers Handbell Supply www.Handbellworld.com

2

"In the bleak mid-winter"

"frosty wind made moan"

*if other bells are not available, ring the E4 B4 and begin SB, ignore the E4 B4 in measures 13-18
A Winter Scene - Alan Reese

3

"earth stood hard as iron"

Gong
Sus Cym
Sus Cym "water like a stone"

A Winter Scene - Alan Reese

4

A Winter Scene - Alan Reese

this ethereal Level 3+ piece will add some delicate frosting to your Advent and Christmas services and concerts. 82 measures. Begins in G Major (with hints of E minor) then modulates to F Major.


4-6 Octaves
MRE8004

Opt 3 Oct HC/Bells/Perc

Level 3+
\$5.00- \$3.75

Musical score for measures 56-69. The score is in G Major and 4/4 time. It features a piano accompaniment with chords and a melody line. Measure numbers 56, 57, 58, 59, 60, 61, 62, 63, 64, 65, 66, 67, 68, and 69 are indicated. Dynamics include *p* (piano), *f* (forte), and *mp* (mezzo-piano). Performance instructions include *LV* (left hand) and *R* (right hand). The piece is titled "A Winter Scene - Alan Reese".

Musical score for measures 70-82. The score is in F Major and 4/4 time. It features a piano accompaniment with chords and a melody line. Measure numbers 70, 71, 72, 73, 74, 75, 76, 77, 78, 79, 80, 81, and 82 are indicated. Dynamics include *mp* (mezzo-piano) and *f* (forte). Performance instructions include *LV* (left hand) and *R* (right hand). A section starting at measure 79 is marked *mp* and includes the instruction "LV all bells to the end" and "windchimes (slowly)". The piece is titled "A Winter Scene - Alan Reese".



CALL OF THE WATER

This compelling piece evokes dawn at the shoreline and the promise of a day on the water – gentle pastel ripples at first, then fresh air and invigorating spray, and finally soft sunset on the water at the end. Subtitled “Living Water,” “Call of the Water” is ideal for worship – baptism, commissioning, dedication, meditation, offertory – as well as for concerts and Festivals. Singing bell, finger cymbals and wind chimes add a mystic aura to the sweet melody. This Level 3 piece is set for 3-7 octaves of bells and optional 3-7 octaves of chimes



In memory of Peter K. Willnauer (1924-2007)
Loving husband and father - and avid fisherman

Call of the Water

4:15


"Living Water"

Optional Wind Chimes & Finger Cymbals,
and Optional Alternate bell set/Belltree G5-C7(D7) or C Instrument

3, 4, 5, 6 or 7 Octaves (opt. Bb1)
Handbells Used: 34, (42), (50), (55), (61)



*See notes in score for options to double chimes or bells
in lower 6th/7th octaves M-43 C2-E3 and M-90 Bb1-C3




Optional 3, 4, 5, 6 or 7 Octaves
Handchimes Used: 4, (7), (11), (14), (17)



Kathleen Wissinger (ASCAP)

Moderato (♩ = c. 82)

Wind Chimes





Copyright © 2015 Kathleen Wissinger All Rights Reserved. Printed in U.S.A.
Printed and distributed exclusively by Jeffers Handbell Supply www.Handbellworld.com




*FC Finger Cymbals
**R - Use a "Lazy Damp" method for ostinati bass pattern, for a legato line, damping when it gets muddy

Call of the Water - Kathleen Wissinger



Call of the Water - Kathleen Wissinger



*Mm. 43-62- chimes notes may be played on bells (C3-E4) and/or doubled down on bells or chimes (C2-E3)

Call of the Water - Kathleen Wissinger

E4 and lower (directions for doubling down the 6th/7th octaves are included) A separate score for optional 3 oct. (A5-C7(D7)) alternate bell set, Belltree and/or C instrument is also included. Dedicated to Kipp Willnauer's beloved father, who was an avid fisherman, "Call of the Water" is an enchanting journey for ringers and audience alike. 113 measures. Begins in C Major, then modulates to F Major.

3-7 Octaves

Level 3

MRE8005

3-7 Oct HB w/Opt 3-7 Oct HC/Belltree/C Inst

\$5.00- \$3.75

5

53 54 55
56 57 58
59 60 61 62
63 *mf* 64 65 66

f
mf

* *Mm.* 63-80 - Optional - use alternate bell set or belltree on treble stem-up notes - see attached score

Call of the Water - Kathleen Wissinger

6

67 68 69 70
71 72 73 74
75 76 77 78
79 80 81

LV *rall.*

Call of the Water - Kathleen Wissinger

Boldly (♩ = c. 80)

82 83 84
85 86 87
88 89 90
91 92 93

f

5+ oct. Double top notes or all notes, stems up

LV *R* *LV*

* *Mm.* 82-97 - Optional - Stem-down bass may be played on chimes and/or doubled down on chimes or bells

Call of the Water - Kathleen Wissinger

8

94 95 96 97
98 99 100 101 102
103 104 **FC* 105 106 107
108 109 110 111 112 113

R *Gentle BD*
meno mosso +
p *mf* *a tempo*
rall. *mp* *meno mosso*
W/C **FC* *113* *p* ***SB*

* *Mm.* 109-end - Alt. bell set/belltree may play closing melody line instead of choir
* *Mm.* 113 - SB - Don't strike bells - Bells get bells to sing, then let them fade. (*f5* and down)
(Or play on chimes if preferred) - Opt. double 8th if desired.

Call of the Water - Kathleen Wissinger

Call of the Water

Optional Alternate Bell Set / Belltree parts

3 Octaves + opt. D7
Handbells Used: 13, (14)

Omit if using D7


Note: *Mm.* 63-81 may be played with alternate bells set or belltree, and *Mm.* 82 may be played on the opposite instrument - or either section may be played by soloist and other by choir

Moderato ♩ = 82 Kathleen Wissinger (ASCAP)

Copyright © 2015 Kathleen Wissinger. All Rights Reserved. Printed in U.S.A.
Printed and distributed exclusively by Jeffers Handbell Supply www.Handbellworld.com

Boldly (♩ = c. 80)

Call of the Water - Alt. Bell Set / Belltree - Kathleen Wissinger



WICHITA LINEMAN

Glen Campbell's iconic ballad, "Wichita Lineman," is faithfully and beautifully interpreted for handbells in this specially commissioned piece. Slow pop syncopations and lush chording based on Glen's original performance will entice your ringers and mesmerize your audience. To enhance the performance, an optional bass guitar part is included - set in both notation and tab - and may be reproduced as needed. This arrangement is part of the "True Music" series from ringTrue Handbell Music which strives to create well-crafted



Dedicated to individuals and families who live with Alzheimer's Disease

Wichita Lineman

for Handbells with optional Handchimes, Bass Guitar, Vocal Solo

Handbells (37), (43), (46)

() 3 oct. omit [] 4 oct. omit

Note: CS is sometimes found in the treble clef for clarity.
 - Chimes indicate voicing options. If using chimes and both notes can't be played, opt for the chime.
 * - mart, mallet or TD as desired

3-4 Octaves
 Handchimes Used: 24, (29)

With free folk rhythm ♩ = 85

Jimmy Webb
 Arr. Kathleen Wissinger (ASCAP)

* Use upper and/or lower voice, as desired. Omit this voice if using bass guitar.

Words and Music by Jimmy Webb Copyright © 1968 UNIVERSAL - POLYGRAM INTERNATIONAL PUBLISHING, INC.
 Copyright renewed. This arrangement Copyright © 2015 UNIVERSAL - POLYGRAM INTERNATIONAL PUBLISHING, INC.
 All rights Reserved. Used by Permission. Reprinted by Permission of Hal Leonard Corporation
 Printed in USA. Distributed exclusively by Jeffers Handbell Supply - www.HandbellWorld.com

Wichita Lineman - Webb/arr. Wissinger - Page 2

Wichita Lineman - Webb/arr. Wissinger - Page 3

Wichita Lineman - Webb/arr. Wissinger - Page 4

concert, festival and worship music to challenge and engage ringers and to showcase the idiomatic beauty of handbells.

3-6 Octaves
MRE8006

Opt 3-4 Oct HC & Bass Guitar

Level 3
\$5.00 \$3.75

Handbell score for measures 42-53. The score is written in treble and bass clefs. It includes dynamic markings such as *mf* and *mp*, and performance instructions like "Hold chord". Measure numbers 42, 43, 44, 45, 46, 47, 48, 49, 50, 51, 52, and 53 are clearly marked.

Handbell score for measures 54-66. The score is written in treble and bass clefs. It includes dynamic markings such as *mf* and *mp*, and performance instructions like "Opt. repeat" and "LV". Measure numbers 54, 55, 56, 57, 58, 59, 60, 61, 62, 63, 64, 65, and 66 are clearly marked.

7

Wichita Lineman

Bass Guitar
Ad Lib as desired

Jimmy Webb
arr. Kathleen Wissinger (ASCAP)

With free folk rhythm ♩ = 85

Bass

Bass tab

() indicates optional notes

Bass guitar score for measures 7-30. The score is written in bass clef with a 4/4 time signature. It includes dynamic markings such as *mf* and *mp*. Measure numbers 7, 8, 9, 10, 11, 12, 13, 14, 15, 16, 17, 18, 19, 20, 21, 22, 23, 24, 25, 26, 27, 28, 29, and 30 are clearly marked.

Bass guitar score for measures 31-66. The score is written in bass clef with a 4/4 time signature. It includes dynamic markings such as *mf* and *mp*, and performance instructions like "Opt. repeat" and "LV". Measure numbers 31, 32, 33, 34, 35, 36, 37, 38, 39, 40, 41, 42, 43, 44, 45, 46, 47, 48, 49, 50, 51, 52, 53, 54, 55, 56, 57, 58, 59, 60, 61, 62, 63, 64, 65, and 66 are clearly marked.

Words and Music by Jimmy Webb. Copyright © 1968 UNIVERSAL POLYGRAM INTERNATIONAL PUBLISHING, INC. Copyright renewed. This arrangement Copyright © 2015 UNIVERSAL POLYGRAM INTERNATIONAL PUBLISHING, INC. All rights Reserved. Used by Permission. Reprinted by Permission of Hal Leonard Corporation. Printed in USA. Distributed exclusively by Jeffers Handbell Supply - www.HandbellWorld.com This guitar part may be reproduced for rehearsal and performance.



LA MER (THE SEA)

Suzanne Ciani's mesmerizing New Age piano solo is perfectly reinterpreted by LV arpeggios across 5 octaves of handbells with non-stop 8th notes and crashing chords depicting waves. Impressionistic and lush, "La Mer" draws ringer and listener alike into the pulsing power of the sea. Windchimes and suspended cymbal add to the drama. The 5 oct. score stands alone but can be enhanced with additional solo instruments found in the Director's Score (RE8008DR) - each with its own voice: Flute 1 requires a very capable musician; C

La Mer (The Sea)

for "touch of Jesus" Teen Bell Choir
Massanutten Presbyterian Church, 2001

Chris Dobroth, Noah Wissinger, Laura Laycock, Tracey Schimmel, Timothy Norville, Jane Kolb,
Erin Liskey, Erika Norville, Rosalyn DuVal, Lindsay Sensabaugh, Julie Staber, AJ Kray -
and Jessica Jones on flute

By Suzanne Ciani
arranged for bells by Kathleen Wissinger, 2001

Performance notes:

- Play phrases as understated whole units, without subdivisions or stresses
- LV applies to all notes treble and bass, unless qualified
- Large whole note chords (on chimes &/or bells) represent the crashing waves
- Windchime WC----- & Suspended Cymbal SC----- to strike ^
- Options: Add Chime Choir II (included in this score) - and/or -
- Flute 1 - or C Instr. 2 or both, Cello/Bass Guitar, Acoustic Guitar, Windchime, Suspended Cymbal, Director's Full Score - All found in RE8008DR

5 Octaves

Handbells Used: 47

Choir II, Optional

Handbells Used: 1-7 oct.

1 *La Mer*
Suzanne Ciani/arr. Kathleen Wissinger (ASCAP)

Flowing freely
♩ = 120

La Mer © Ciani-Musica, Inc. dba Musica International ASCAP
This arrangement © 2016 Kathleen Wissinger All Rights Reserved. Printed in U.S.A.
Printed and distributed exclusively by Jeffers Handbell Supply www.HandbellWorld.com

13 14 15 2

16 17 18

19 20 21

22 23 24

La Mer - full choir score - Ciani/arr. Wissinger

3

25 26 27

28 29 30

31 32 33

34 35 36

La Mer - full choir score - Ciani/arr. Wissinger

Instrument 2 (oboe preferred) is slightly easier; Cello/Bass Guitar and a brief stint for acoustic guitar, and a Level 1 Choir II score (for chimes). Originally written for my advanced teen group “touch of Jesus” in 2001; this new, more fully-orchestrated version of “La Mer” was premiered at the 17th International Handbell Symposium 2016 (Vancouver, BC, Canada) by Bells of the Sound and Tinabulations, directed by Shirley Lindberg.

5 Octaves
MRE8008

Opt HC & Instruments

Level 5
~~\$6.00~~ \$4.50

Musical score for measures 37-44. The score is written for two staves (treble and bass clef). Measure numbers 37, 38, 39, 40, 41, 42, 43, and 44 are indicated. Performance markings include 'LV' (Lower Voice) and 'WC' (Whole Choir). The key signature is three flats (B-flat major/D minor).

La Mer - full choir score - Cianfr. Wissinger

Musical score for measures 45-56. The score is written for two staves. Measure numbers 45, 46, 47, 48, 49, 50, 51, 52, 53, 54, 55, and 56 are indicated. Performance markings include 'SC' (Soft Choir), 'LV' (Lower Voice), 'f' (forte), 'ff' (fortissimo), 'mp' (mezzo-piano), and 'mf' (mezzo-forte). The key signature is three flats.

La Mer - full choir score - Cianfr. Wissinger

Musical score for measures 57-68. The score is written for two staves. Measure numbers 57, 58, 59, 60, 61, 62, 63, 64, 65, 66, 67, and 68 are indicated. Performance markings include 'LV' (Lower Voice), 'pp' (pianissimo), and 'mf' (mezzo-forte). The key signature is three flats.

La Mer - full choir score - Cianfr. Wissinger

Musical score for measures 69-80. The score is written for two staves. Measure numbers 69, 70, 71, 72, 73, 74, 75, 76, 77, 78, 79, and 80 are indicated. Performance markings include 'LV' (Lower Voice), 'SC' (Soft Choir), and 'f' (forte). The key signature is three flats.

La Mer - full choir score - Cianfr. Wissinger


81 82 83 8

84 WC LV 85 mp 86 LV

87 LV 88 LV 89 LV

90 WC LV 91 SC poco rall. 92 WC Vibrato

Allow chord/bells to ripple



WALK THE WALK 1

This catchy 8th note melody in the trebles is supported by thumb damped chords and marts in the bass. Ringers may want to process with this diatonic piece (no accidentals). A Split-Level piece, some parts are intentionally Level 1, but with lots of techniques, they are still fun to ring. Add tambourine and finger chimes for some sparkle. Use this piece to integrate new ringers into your group or allow multiple-graded classes to play together. A fine opening or closing piece, Walk the Walk I stands alone as a concert piece, but it can



For Kevin Turner and the Davidson (NC) UMC Youth Handbell Ensemble

Walk the Walk - I

With optional tambourine and finger cymbals. *opt.*

d: 21, (27), (33)

Split Level
 FG5 and up - 1,2
 EG5 and down - 1,1

() 3 oct. omit [] 4 oct. omit

* B4C5 ringer may play A3 to process or tambourine or finger chimes

opt.

Tambourine options - hit on beats 1 and 3 mm. 1-28
 - hit on beats 1, 3 and 4 mm. 29-44
 - hit, hit, shake... on beats 2, 26, and 3, 4 (shake) mm. 44-55
 - hit, hit, shake m. 56 - hit, hit, hit m. 57
 Finger Cymbals options - play on beat 4 in A sections

Compatible with RE70032R "Walk the Walk II" with unison/2 of voice, guitar and choral accompaniment

Con Spirito!

Andante

Kathleen Wissinger (ASCAP)

Intro

1 2 3 4

mf

Note: * = TD (or RT or mart if needed)

A

5 6 7 8

9 10 11 12

Copyright © 2016 Kathleen Wissinger All Rights Reserved. Printed in U.S.A.
 Printed and distributed exclusively by Jeffers Handbell Supply www.HandbellWorld.com

13 14 15 16

17 18 19 20

B

21 22 23 24

mp R

25 26 27 28

Walk the Walk - I - Wissinger

A

29 30 31 32

f

33 34 35 36

C

37 38 39 40

mf R

41 42 43 44

Walk the Walk - I - Wissinger

Note: Chordal Accompaniment score (RE70032R) repeats Mm. 45-52, without a 2nd ending

A

45 46 47 48

f

* Mart for repeat, if at tables

49 50 51 52 53

1st ending 2nd ending

** - only 4 oct. play this F7

Coda

54 55 56 57

RT

Walk the Walk - I - Wissinger

also be used to accompany singing and assorted instruments in Walk the Walk II (RE70032R) - which includes a unison/2 pt. vocal setting, Choir II score, directed chord/Orff options, guitar and audience participation.

3-5 Octaves

MRE27041

3-5 Oct Split Level

Level 1+

~~\$4.00~~ \$3.00

5

A bonus piece!

MARCATO MARCH

2-5 Octaves
Handbells Used: 17 - 31

Lightly, with rhythm
Mallet all notes on table

1 2 3 4

5 6 7

8 9 10

Kathleen Wissinger (ASCAP)

Copyright © 2016 Kathleen Wissinger All Rights Reserved. Printed in U.S.A.
Printed and distributed exclusively by Jeffers Handbell Supply www.HandbellWorld.com


11 12 13 6

14 15 16

17 18 19

20 21 22

Marcato March - Wissinger



WALK THE WALK 2

A welcome addition to the “Sing & Ring” series, “Walk the Walk - II” will delight singers, ringers and audience members. Based on Jesus’ admonition to “Feed my sheep....Walk the walk with me” - the catchy original tune and very accessible accompaniment options allow all ages of musicians and multiple grades in a school to take part in the fun. Bells or chimes, Orff, guitar, tambourine, finger cymbals all add to the sparkle of the song. Ringing options include reading from a 1-5 oct. L1 score or ringing chords as cued by the director (instruc-

Walk the Walk - II

L1 Chords for Accompaniment

handbells or handchimes

Tambourine options - hit on beats 1 and 3 mm. 1-20
 - hit on beats 1, 3 and 4 mm. 20-44
 - hit-hit, shake... on beats 2, 2&8, and 3-4 (shake) mm. 44-55
 - hit-hit, shake m. 56

Finger Cymbals options - play on beat 4 in A sections

Con Spirito

Andante

Intro 1 2 3 4 A 5 6 Kathleen Wissinger (ASCAP)

8 9 10 11 12 13 14

15 16 17 18 19 20

B 21 22 23 24 25 26

Copyright © 2016 Kathleen Wissinger All Rights Reserved. Printed in U.S.A.
 Printed and distributed exclusively by Jeffers Handbell Supply www.HandbellWorld.com
 This score may be reproduced by original purchaser for practice/performance.

27 28 A 29 30 31 32

33 34 35 36 C 37 38

39 40 41 42 43 44

A 45 46 47 48 49 50

51 52/53** Coda 54 55 56 57 RT

* use marks instead of RT or TD on repeat, if at tables.

** Full score has a second ending

Walk the Walk - Chordal Accompaniment - Wissinger

Sing & Ring Series

Walk the Walk

Kathleen Wissinger

Welcome to ringTrue's *Sing & Ring* Series!

“Walk the Walk” is a bright, cheery piece appropriate for secular (music only) and sacred (with the text) settings: worship, concert, school, festival, camp and conference. Diatonic and easily memorized, with a choice of percussive techniques, it can be used as a processional as well.

“Walk the Walk - II” (RE7003R) offers options allowing many to participate in this lively piece.

All parts are reproducible:

1. Unison/2-part song based on many of Jesus’ teachings - with guitar chords
2. Song text with guitar chords which can also be rung by rote, direction or memory
3. A chord chart to help in assigning and directing chords used in #2.
4. A Level 1 score for bells or chimes (and techniques) that can accompany the singing.
5. Piano may also play from the L1 bell score.

Performance possibilities for this piece include:

- A. Singing with guitar alone.
- B. Singing with L1 chords using #4 and/or piano using #5 above.
- C. Singing with tone bars or Orff instruments playing chords or ostinati patterns, using #2 & #3 above.
- D. Singing with full handbell score - “Walk the Walk - I” (RE2704) 3-5 oct. (sold separately as an individual performance score (this score is not reproducible))
 - a. “Walk the Walk - I” can also be performed as a worship service piece or in a secular concert/festival setting all by itself
 - b. “Walk the Walk - I” is a Split-Level piece; a Level 2 piece with targeted Level 1 ringing positions (in this case positions DE5 and below are L1.)
- E. Adding any combination of supporting instruments and percussion.
- F. Inviting the audience to join in on the refrain, once they’ve heard it a few times.
- G. **ALL of the above!**

Feel free to augment, add to or double any part, or to adjust the score as needed to better suit your group. Have a great time preparing and presenting “Walk the Walk”!

Best wishes,
 Kath Wissinger

Sing & Ring Series

Walk the Walk

Kathleen Wissinger

INTRO - 4 measures

C G
 REFRAIN: Jesus said, “Feed my sheep and care for the needy.
 Do this all in my name. Walk the Walk with me.”

REPEAT REFRAIN

F C G C
 A - “Do not fear, I am here, walking right beside you!

F C Dm G
 Not so bright? That’s alright. I’ll show you the way.”

REFRAIN

Am F C G
 B - “Take a stand, lend a hand. Love and serve your neighbor.

Am F Dm G
 And those who might hate you? Love them just the same.”

REFRAIN TWICE

Am F Dm G C
 CODA - “To your feet! Feed my sheep! Walk the Walk with me!”

Copyright © 2016 Kathleen Wissinger All Rights Reserved. Printed in U.S.A.
 Printed and distributed exclusively by Jeffers Handbell Supply www.HandbellWorld.com
 This page may be reproduced by original purchaser for practice/performance.
 Text of refrain or entire piece may be printed in a bulletin or projected for congregational singing.

tions included). The song itself has an optional second part on the refrain and is simple enough to invite the congregation to sing along once they've heard it a few times. All parts are reproducible from this Master Score. A full 3-5 oct. bell choir may also join the celebration using the separate stand-alone score "Walk the Walk - I" (RE27041). Truly a unique, uplifting offering for small and large music programs.

1-5 Octaves
MRE70032R

1-5 Oct w/Vocal, Guitar & Percussion

Level 1
\$18.00 \$13.50

5 Walk the Walk C G F Am Dm
Unison (Optional 2-part refrain, guitar or rung chords) CEG GBD FAC ACE DFA

A - Refrain - sing twice in unison Kathleen Wissinger, ASCAP
4 meas. intro. 5 C C C C C C G G
Je - sus said, "Feed my sheep! And care for the need - y.
C C F F C G C
Do this all in my name. Walk the walk with me!"

B - Stanza 1
21 F C G C
1."Do not fear! I am here walk - ing right be - side you!
F C Dm G
Not so bright? That's al - right. I'll show you the way."

A - Refrain - sing once (Opt. 2 parts) at M. 29
C - Stanza 2
37 Am F C G
2."Take a stand, lend a hand. Love and serve your neigh - bor.
Am F Dm G
And those who might hate you? Love them just the same."

A - Refrain - sing twice (Opt. 2 parts - or invite audience to join in) M. 45
Coda
54 Am Am F F Dm G C
"To your feet! Feed my sheep! Walk the walk with me!!"


Copyright © 2016 Kathleen Wissinger All Rights Reserved. Printed in U.S.A.
Printed and distributed exclusively by Jeffers Handbell Supply www.HandbellWorld.com
This page may be reproduced by original purchaser for practice performance.
Text of refrain or entire piece may be printed in a bulletin or projected for congregational singing.

6

Chords for "Walk the Walk"

C G F Am Dm
CEG GBD FAC ACE DFA

*Ringers may play one or two chimes or bells while they sing, noting which of their notes belong to each chord.
You might wish to copy this chart onto a white board or foam board (about 2' x 3') and point to each chord as needed.
Try standing with the poster in front of you (propped on a music stand) pointing to each chord over the top.
A hand hovering over the chord and tapped lightly on top of the chord in rhythm works well.*



CIRCLE OF TIME

Worthy of festival, worship and concert; this versatile piece in C minor with a harmonic bent offers 5 compatible, stand-alone score options from 2 to 5 octaves; from beginning L1 ringers learning to read notes to L2 ringers adept at 8th notes and plucking. Start with Score I or II if your ringers need experience or with Score IV or V for more experienced ringers. C6-C7 can be 4iH as well. As a Split-Level piece, Circle of Time has some positions targeted as Level 1 (or 1+ with techniques) to smoothly integrate new ringers into your



8, (26/27) *Circle of Time I*

Director's note: Add techniques as shown in other scores, at your discretion

Kathleen Wissinger (ASCAP)

Andante $\text{♩} = 120$

Intro

1 2 3 4 5

6 7 8 9 10

11 12 13 14 15 16

17 18 19 20 21

* B naturals may be omitted

* Where noted: Omit this F6 when playing with other compatible scores.

Copyright © 2016 Kathleen Wissinger All Rights Reserved. Printed in U.S.A.
Printed and distributed exclusively by Jeffers Handbell Supply www.Handbellworld.com

22 23 24 25 26 2

27 28 29 30 31

32 33 34 35 36

37 38 39 40 41

42 Coda 43 44 45 46

** 2 oct. omit upper voice mm. 27-34

Circle of Time I - Wissinger

3 *Circle of Time II*

2 to 3 Octaves
Handbells Used: 20-30

Level 1+

Kathleen Wissinger (ASCAP)

Andante $\text{♩} = 120$

Intro

1 2 3

4 5 6

7 8 9

Copyright © 2016 Kathleen Wissinger All Rights Reserved. Printed in U.S.A.
Printed and distributed exclusively by Jeffers Handbell Supply www.Handbellworld.com

10 11 12

13 14 15 16

17 18 19 20

21 22 23 24

* Where noted: Play this F6 as an Eb6 when playing with other compatible scores.

Circle of Time II - Wissinger

choir and to encourage success in a multi-level group. Bass ringers can play from one score while treble ringers use another, for even more flexibility! Circle of Time is an innovative piece that can fill many needs, while offering intriguing music for your ringers and audience.

2-5 Octaves
MRE230515

2-5 Oct HB Split Level

Level 1+
\$5.00- \$3.75

5

25 26 27 ^B 28

mp *mf* *f*

* *Mm.* 27-33 - 3 oct. omit cue notes

29 30 31 32

33 34 35 ^{A/B} 36

mf *mp* *f*

37 38 39 40

Circle of Time II - Wissinger

41 42 43 44

f *mf*

45 46 47

48 49 50

Coda

51 52 53 54

rit. *f*

Circle of Time II - Wissinger

7

Circle of Time III

2, 2.5 or 3 Octaves
Handbells Used: 20, (25 - treble or bass), (30)

Level 1+ / Level 2 for CD6 & EF6

Andante $\text{♩} = 120$

Kathleen Wissinger (ASCAP)

Intro

1 2 3

f

4 5 6

7 ^A 8 9

mf *mp*

Copyright © 2016 Kathleen Wissinger All Rights Reserved. Printed in U.S.A.
Printed and distributed exclusively by Jeffers Handbell Supply www.HandbellWorld.com

10 11 12

13 14 15 16

17 18 19 20

mf *mp*

** indicates Pluck

**Bb4 is optional, or may be played by GA4 ringer

21 22 23 24

Circle of Time III - Wissinger

9

25 26 27 ^B 28

mp *mf*

* *Mm. 27-33 - 3 oct. omit cue notes*

29 30 31 32

33 34 35 ^{A/B} 36

mf *mp*

37 38 39 40

Circle of Time III - Wissinger

41 42 43 44

45 46 47

48 49 50

Coda

51 52 53 54

Circle of Time III - Wissinger

11

Circle of Time IV

L1+ G4-B5 / L2 C4-F4 & C6-C7; C6-C7 - Embellished at end

2, 2.5 (add treble or bass) or 3 Octaves
Handbells Used: 20, (25), (30)

Andante $\text{♩} = 120$ Kathleen Wissinger (ASCAP)

Intro

1 2 3

4 5 6

^A 7 *mf* 8 9

mp *mf*

** *mart applies to both clefs*

Copyright © 2016 Kathleen Wissinger All Rights Reserved. Printed in U.S.A.
Printed and distributed exclusively by Jeffers Handbell Supply www.Handbellworld.com

10 11 12

13 14 15 16

17 18 19 20

21 22 23 24

Circle of Time IV - Wissinger

13

25 26 27 ^B 28

mp *mf* *mp*

* Mm. 27-33 - 3 oct. omit cue notes

29 30 31 32

33 34 35 ^{A/B} 36

mf *mp*

37 38 39 40

Circle of Time IV - Wissinger

41 42 43 ^f 44

mf *f*

45 46 47

48 49 50

Coda 51 52 53 54

rit. *f* *mf*

Circle of Time IV - Wissinger

15

Circle of Time V

2 - 5 Octaves
Handbells Used: 20, (30), (34), (38)

L1+ G4-B5 / L2 C4-F4 & C6-C7; C6-C7 Embellished

() 2 oct. omit, [] 3 oct. omit

Kathleen Wissinger (ASCAP)

Andante $\text{♩} = 120$ * If 4th is used for C6-C7, stem down notes may be omitted Mm. 1, 6

Intro 1 2 3

4 5 6

A 7 ^{mf} 8 9

mf *mp* *mf*

** mart applies to both clefs' inner voices

Copyright © 2016 Kathleen Wissinger All Rights Reserved. Printed in U.S.A.
Printed and distributed exclusively by Jeffers Handbell Supply www.HandbellWorld.com

10 11 12 16

13 14 15 16

17 18 19 20

mf *mp*

* * indicates Pluck **Bb4 is optional, or may be played by GA4 ringer

21 22 23 24

Circle of Time V - Wissinger

17

25 26 27 B 28

mp *mf* *mp*

* Mn. 27-33 - Cue notes for 2 octaves only

29 30 31 32

33 34 35 A/B 36

mf *mp* *f*

37 38 39 40

Circle of Time V - Wissinger

41 42 43 f 44

f *f* *f*

Opt. 4-5 oct. double stem up notes to end

45 46 47

48 49 50

51 52 53 54

Coda

rit

Circle of Time V - Wissinger



BRONZE FANFARE

The bold chords and interesting harmonies in "Bronze Fanfare" will entice your ringers to master new techniques systematically introduced throughout this pedagogical piece. Taking a cue from "Campana Sonos" - a 3 oct. L1 piece which carefully introduces a new technique or skill in each 8-measure block - "Bronze Fanfare" for 2-5 oct. covers thumb damp, echo, mart, ties, double voicing, shake and ring touch in a faster paced, slightly more challenging L1+ format. Every ringer also has an accidental somewhere in the piece



Redeemer Classical School 2015-2016
Jeremiah, Liam, Wyatt, Mason, London, Alex

Bronze Fanfare - 1

2, 3, 4, 5 Octaves

Handbells Used:

18 to 23, (33 + opt. C#7), (42), (50)

opt.

() 2 oct. omit | 1 4 oct. omit

opt.

• = Thumb Damp

A 1 Andante Kathleen Wissinger (ASCAP)

Copyright © 2016 Kathleen Wissinger All Rights Reserved. Printed in U.S.A.
Printed and distributed exclusively by Jeffers Handbell Supply www.HandbellWorld.com

B 17

Bronze Fanfare I - Wissinger

C 25

D 33

Bronze Fanfare I - Wissinger

Opt. - 5 oct. double all notes

A 45

Coda 53

Bronze Fanfare I - Wissinger

- with ample time to change out and back. RingTrue's "Class ring" series offers highly effective teaching pieces written by an experienced teacher and tested in the classroom; pieces that are also welcome in concert, festival and worship - making classroom and rehearsal time well spent to meet both goals. The bonus piece, "Ode to Joy" for 2+ oct. or 3-5 oct., is a popular piece and will be easy for your ringers to master.

2-5 Octaves
MRE300612

12 Bells/2-5 Oct HB

Level 1+
~~\$4.00~~ \$3.00

5

Redeemer Classical School 2015-2016
Jeremiah, Liam, Wyatt, Mason, London, Alex

Bronze Fanfare - 2

2 Octaves
Handbells Used: 18 to 23 (Eb6 to G6 opt.)

• = Thumb Damp

Kathleen Wissinger (ASCAP)

A 1 *Andante* 2 3 4

Copyright © 2016 Kathleen Wissinger All Rights Reserved. Printed in U.S.A.
Printed and distributed exclusively by Jeffers Handbell Supply www.Handbellworld.com

9 ^{TD} *mp* 10 11 12 6

13 14 15 16

B 17 18 19 20

21 22 23 24

Bronze Fanfare II - Wissinger

7 **C** 25 26 27 28

29 30 31 32

D 33 34 35 36

37 38 39 40

Bronze Fanfare II - Wissinger

41 42 43 44 ^{SK} 8

A 45 46 ^{SK} 47 48 ^{SK}

49 50 51 ^{SK} 52 ^{SK}

Coda 53 54 55 ^{RT} ^{SK} 56

Bronze Fanfare II - Wissinger

Ode to Joy A

A bonus piece!

3-5 Octaves
Handbells Used: 22 (23), 25 (26), 29 (30)

Moderato
arr. Kathleen Wissinger (ASCAP)

Copyright © 2016 Kathleen Wissinger All Rights Reserved. Printed in U.S.A.
Printed and distributed exclusively by Jeffers Handbell Supply www.HandbellWorld.com


Ode to Joy B

A bonus piece!

2 (G4 - G6) or 2 1/2 Octaves (add C4-F4)
Handbells Used: 15 (16), (19) (20)

Moderato
arr. Kathleen Wissinger (ASCAP)

Copyright © 2016 Kathleen Wissinger All Rights Reserved. Printed in U.S.A.
Printed and distributed exclusively by Jeffers Handbell Supply www.HandbellWorld.com



STONES WILL SHOUT

This light-hearted excursion features thumb damsps, grace notes, echoes and marts as two themes are introduced and then cleverly layered together. "The Stones Will Shout," based on Luke 19:20, personifies unique geological features called "Hoodoos" - eroded sedimentary rock outcrops in the desert southwest which uncannily resemble human figures (as seen on the folio cover). Two score versions, "I" for 2-5 oct. and "II" for 2 oct. (for easier reading), include optional chimes (5 oct. and 2 oct. respectively). Appropriate for school



The Stones Will Shout ~ I

(Hoodoo Dance I)

Luke 19:40
Note: Hoodoos are pillar-like erosional features (resembling people) in the desert southwest of the USA.

Key: E7, F7), 4 or 5 Octaves (+ opt. D8, E8, F8)
Time: 21, (32/35), (40), (48+)

() 2 oct. omit | | 3 oct. omit

* = Treble may TD (preferred) or light mart; Bass TD (A4 to C5) or light mart/mallet; B3 down pluck or mallet

Opt. chimes: 2, 3 (opt. D7, E7), 4 or 5 octaves: 17, (25/27), (31), (35)

Moderato $\text{♩} = 116$
With a mischievous air

Kathleen Wissinger (ASCAP)

Copyright © 2016 Kathleen Wissinger All Rights Reserved. Printed in U.S.A.
Printed and distributed exclusively by Jeffers Handbell Supply www.Handbellworld.com

* EF4 ringer can play G#4

The Stones Will Shout I - Wissinger

The Stones Will Shout I - Wissinger

Opt. 5 oct. double top notes

The Stones Will Shout I - Wissinger

use (using the subtitle "Hoodoo Dance"), festival, concert and worship, this piece will become a favorite of ringers and audience alike.

2-5 Octaves
MRE800712

2-5 Oct HB w/Opt 2-5 Oct HC

Level 2
\$5.00- \$3.75

5

57 58 59 60

61 62 63 64

65 66 67 68

69 70 71 72

mf

The Stones Will Shout I - Wissinger

The Stones Will Shout ~ II

6

Perf. time: 2:20 (Hoodoo Dance II)

2 Octaves Handbells Used: 21

2 Octaves Handchimes Used: 17

Moderato $\text{♩} = 116$ Kathleen Wissinger ASCAP

With a mischievous air

1 2 3 4

5 *mf* 6 7 8

Copyright © 2016 Kathleen Wissinger All Rights Reserved. Printed in U.S.A.
Printed and distributed exclusively by Jeffers Handbell Supply www.Handbellworld.com

7

9 10 11 12

13 *f* 14 15 16

17 18 19 20

21 22 23 24

mf

The Stones Will Shout II - Wissinger

25 26 27 *p* 28 8

29 30 31 32

33 34 35 36

37 38 39 40

f

The Stones Will Shout II - Wissinger

9 41 42 43 44

45 46 47 48

49 50 51 52

53 54 55 56

The Stones Will Shout II - Wissinger


57 58 59 60 10

61 62 63 64

65 66 67 68

69 70 71 72

The Stones Will Shout II - Wissinger



HORNPIPE AND DANCE

Mallets and echoes - a contrast in staccato and legato. "Hornpipe & Dance" features both techniques in 3 score versions that accommodate 6 ringers on 12 bells up to a full 5-octave ensemble. Three scores offer easier reading for different ranges. This solid Level 1 piece includes all ringers throughout the piece, with a quarter note section using all mallets and a contrasting section with a single-line melody and echoed chords. Ample time is given to put down and pick up mallets. In ringTrue's "Class ring" pedagogical series,



Class ring Series

HORNPIPE & DANCE I, II & III

Kathleen Wissinger

Class ring pieces have a pedagogical focus – teaching appropriate-level concepts efficiently in the classroom/rehearsal and presenting well in concert/worship. For teachers and directors, it's Win-Win!

This folio of Hornpipe & Dance offers three formats for your ringers – the three pieces are identical, scored in 3 ranges for easier reading and ringing from the start. All three may be practiced and performed together in worship, concerts or festivals. Use whichever formats best fit your groups:

1. Hornpipe & Dance I – for 3-5 octaves
2. Hornpipe & Dance II – for 2-3 octaves
3. Hornpipe & Dance III – for 12 bells (G4-D6)

- Part A in Hornpipe & Dance introduces mallets on tabled bells with various quarter note/rust patterns. Balanced tone across the bell range can be accomplished with judicious selection of mallets for each ringer/bell range and by encouraging your ringers to closely match their mallet strokes with each other.

- Part B applies echoes for some ringers and a single line melody for others. Attention to dynamics for each voice is important. I prefer echoes to be played by rotating the bell to a "palm down" position (which sets the clapper horizontal to the pad), the entire casting meeting the pad at a natural angle for the hand/wrist - allowing more of the casting to be seen (and heard?) by the audience. Whatever form you prefer, encourage your ringers to perform it similarly to each other, so the entire echoed chord is seen and heard as a coordinated unit.

- Set in 4/4 time, this piece can also be directed in 2/2 (Cut Time) if you wish.

- Part A is in C Major - diatonic (with no accidentals). Part B shifts to G, but, without a key signature change, it is in Mixolydian Mode (one of my favorites). Mixolydian can be played on the piano white notes from G to G (lowering the expected 7th tone F# a half-step). To play Mixolydian in any other key, identify the 7th tone of the scale ("B" in the Key of C for example) and lower it a half-step (to Bb). Mixolydian has a "mostly major, slightly minor" sound – used in Bluegrass music.

Have a great time preparing and presenting "Hornpipe & Dance"!

Best wishes,
Kath Wissinger

HORNPIPE & DANCE I

for RCS 5th graders 2015-2016 - Alex, London, Mason, Wyatt, Liam and Jeremiah

2-5 Octaves
Handbells Used: 12, 15, 22 (23 + opt. D7), 29, 36

(15 and up opt.)

() 2 oct. omit

Note: direct in "4" for slower tempo and in "2" for faster tempo

Moderato to Vivace! (♩ = c. 108-160)

Kathleen Wissinger ASCAP

Intro 1 2 3 4

Copyright © 2016 Kathleen Wissinger All Rights Reserved. Printed in U.S.A.
Printed and distributed exclusively by Jeffers Handbell Supply www.HandbellWorld.com

2 Opt. Coll. or Double all 8va on repeat to Fine

A

Hornpipe and Dance I - Wissinger * Fine - Opt. mallet click on last rest

B

Hornpipe and Dance I - Wissinger

“Hornpipe and Dance” is a fine example of a piece that carefully teaches techniques and theory in class or practice while producing a worthy performance piece, making rehearsal-time doubly well-spent. Appropriate for school, concert, festival and worship. Two short versions of Ode to Joy, a favorite of ringers everywhere, are included as a bonus.

2-5 Octaves
MRE3005123

12 Bells/2-5 Oct HB

Level 1
~~\$4.00~~ \$3.00

4

HORNPIPE & DANCE II

for RCS 5th graders 2015-2016 - Alex, London, Mason, Wyatt, Liam and Jeremiah

2-3 Octaves (+ opt. D7)
Handbells Used: 15, 22 (23)

Note: direct in "4" for slower tempo and in "2" for faster tempo

Kathleen Wissinger ASCAP

Moderato to Vivace! (♩ = c. 108-160)

Intro

Copyright © 2016 Kathleen Wissinger All Rights Reserved. Printed in U.S.A.
Printed and distributed exclusively by Jeffers Handbell Supply www.Handbellworld.com

5

Hornpipe and Dance II - Wissinger

6

HORNPIPE & DANCE III

for RCS 5th graders 2015-2016 - Alex, London, Mason, Wyatt, Liam and Jeremiah

G4-D6
Handbells Used: 12

Note: direct in "4" for slower tempo and in "2" for faster tempo

Kathleen Wissinger ASCAP

Moderato to Vivace! (♩ = c. 108-160)

Intro

Copyright © 2016 Kathleen Wissinger All Rights Reserved. Printed in U.S.A.
Printed and distributed exclusively by Jeffers Handbell Supply www.Handbellworld.com

7

Hornpipe and Dance III - Wissinger

8 A bonus piece!
Ode to Joy A

3-5 Octaves
 Handbells Used: 22 (23), 25 (26), 29 (30)

Moderato
 arr. Kathleen Wissinger (ASCAP)
 * or quarter-quarter

1 2 3 4
 5 6 7 8
 9 10 11 12
 13 14 15 16

Copyright © 2016 Kathleen Wissinger All Rights Reserved. Printed in U.S.A.
 Printed and distributed exclusively by Jeffers Handbell Supply www.HandbellWorld.com

A bonus piece!
Ode to Joy B

2 (G4 - G6) or 2 1/2 Octaves (add C4-F4)
 Handbells Used: 15 (16), (19) (20)

Moderato
 arr. Kathleen Wissinger (ASCAP)
 * or quarter-quarter

1 2 3 4
 5 6 7 8
 9 10 11 12
 13 14 15 16

Copyright © 2016 Kathleen Wissinger All Rights Reserved. Printed in U.S.A.
 Printed and distributed exclusively by Jeffers Handbell Supply www.HandbellWorld.com



PO Box 1728 • Irmo, SC 29063-1728
(803) 781-0555 • Fax: (803) 781-3020

email: support@jhsbell.com • www.HandbellWorld.com

1-800-547-2355 • www.HandbellWorld.com



PRSRD STD
U.S. POSTAGE
PAID
IRMO, SC
29063
PERMIT NO 22

JHSRE0616

<input type="checkbox"/> Bill Account	
<input type="checkbox"/> Check Enclosed	
<input type="checkbox"/> Purchase Order Customer PO#:	
<input type="checkbox"/> Credit Card	
<input type="checkbox"/> Visa	<input type="checkbox"/> Amex
<input type="checkbox"/> MCard	<input type="checkbox"/> Discover
Name on Card	
Signature	
Card #	Exp

SHIP TO

Name: _____
 Attn: _____
 Address: _____
 City: _____ State: _____ Zip: _____
 Phone: _____ Ext: _____

STOCK #	TITLE	LEVEL	OCT.	ADD. INFO	ARRANGER	QTY.	UNIT PRICE	JEFFERS PRICE	TOTAL PRICE
MRE3004AB	Down by the Riverside	1+	2		Wissinger		\$4.00	\$3.00	
MRE4001A	Christmas Miniatures A	1+	2		Wissinger		\$5.00	\$3.75	
MRE4001B	Christmas Miniatures B	1+	2-3		Wissinger		\$5.00	\$3.75	
MRE7001R	This Is the Day	1	1-5	Unison/Children w/Piano & Guitar w/1-5 Oct HB or HC	Wissinger		\$18.00	\$13.50	
MRE7002R	Ship of the Desert	1	2	Children's Anthem w/Opt HB & HC	Wissinger		\$18.00	\$13.50	
MRE8004	A Winter Scene	3+	4-6	Opt 3 Oct HC/Bells/Perc	Wissinger		\$5.00	\$3.75	
MRE8005	Call of the Water	3	3-7	Opt 3-7 Oct HC/Belltree/C Inst	Wissinger		\$5.00	\$3.75	
MRE8006	Wichita Lineman	3	3-6	Opt 3-4 Oct HC & Bass Guitar	Wissinger		\$5.00	\$3.75	
MRE8008	La Mer (The Sea)	5	5	Opt HC & Instruments	Wissinger		\$6.00	\$4.50	
MRE27041	Walk the Walk 1	1+	3-5	3-5 Oct Split Level	Wissinger		\$4.00	\$3.00	
MRE70032R	Walk the Walk 2	1+	1-5	1-5 Oct w/Vocal, Guitar & Percussion	Wissinger		\$18.00	\$13.50	
MRE230515	Circle of Time	1+	2-5	2-5 Oct HB Split Level	Wissinger		\$5.00	\$3.75	
MRE300612	Bronze Fanfare	1+	2-5	12 Bells/2-5 Oct HB	Wissinger		\$4.00	\$3.00	
MRE800712	Stones Will Shout	2	2-5	Opt 2-5 Oct HC	Wissinger		\$5.00	\$3.75	
MRE3005123	Hornpipe and Dance	1	2-5	12 Bells/2-5 Oct HB	Wissinger		\$4.00	\$3.00	